

Nemophila (late-Apr. till mid-May)

【Hitachi Seaside Park】



IBARAKI
Flower Information



Cherry Blossoms
(early-Apr. till mid-Apr.)
【Hitachi】



Japanese Plum Blossoms (early-Feb. till late-Mar.)
【Kairakuen Garden】



Iris (late-May till mid-Jun.)
【Sulgo Itako Iris Garden】



Hydrangea
(mid-Jun. till early-Jul.)
【Amabikikannon】



Azalea
(mid-Apr. till mid-May)
【Kasama Tsutsuji Park】



Rose
(late-May till early-Jun., late-Oct. till early Nov.)
【Ibaraki Flower Park】



Kochia
(green leaves mid-Jul. till mid-Sep.)
(colored leaves early-Oct. till mid-Oct.)
【Hitachi Seaside Park】



Tulip
(mid-Apr. till late-Apr.)
【Wada Park】



Apple (Sep. - Nov.)



Pear (Aug. - Oct.)

Persimmon (Oct. - Nov.)

IBARAKI
Fruit Information



Melon (May - Jun. , Sep. - Oct.)



Strawberry (Jan. - May)



Mandarin Orange (Oct. - Dec.)











Grape (Aug. - Oct.)













Blueberry (Jun. - Sep.)

Fruit Calendar

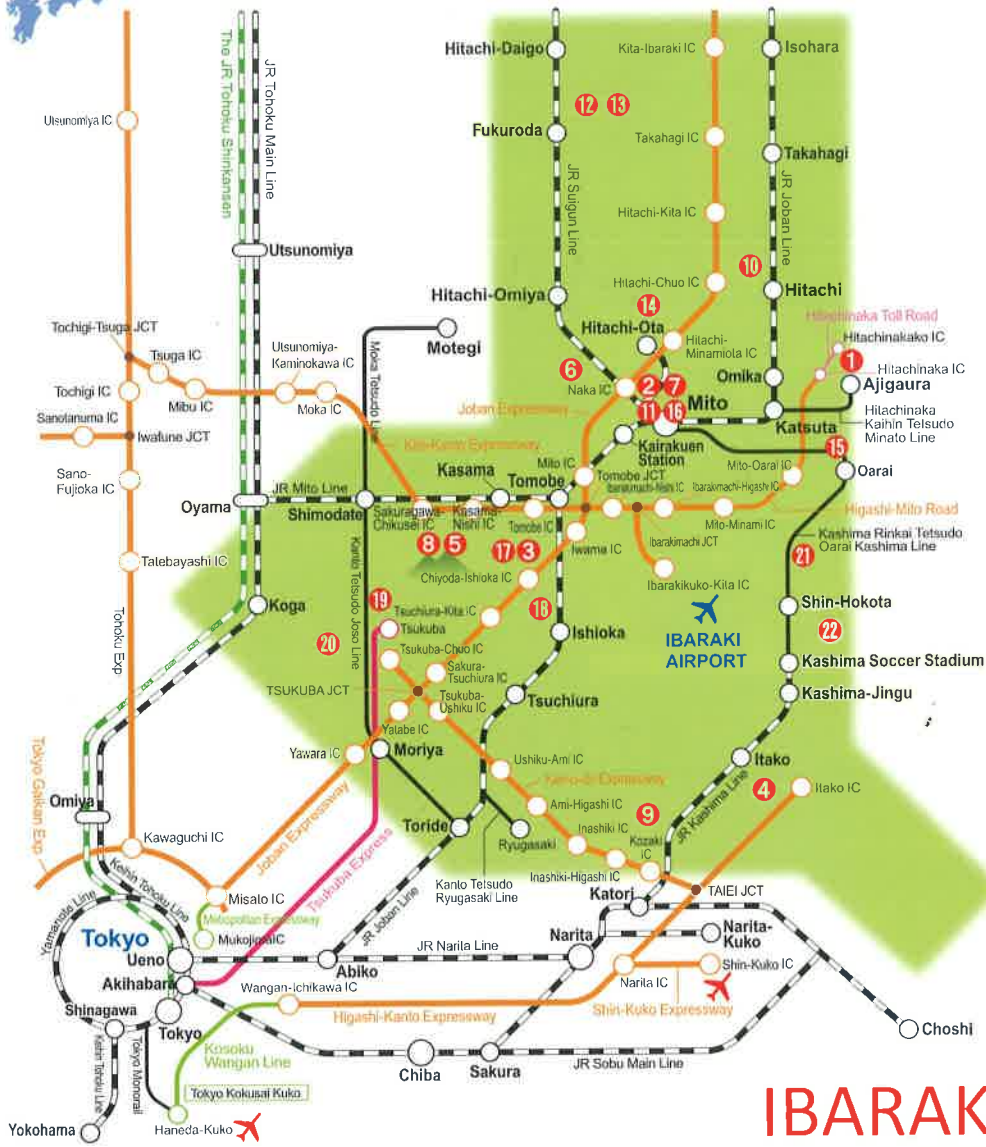
	Jan.	Feb.	Mar.	Apr.	May	Jun.	Jul.	Aug.	Sep.	Oct.	Nov.	Dec.	Map
						Jan. - May							(15) (16) (20) (22)
				May - Jun.				Sep. - Oct.					(21) (22)
							Sep. - Nov.						(12) (13) (17)
				Jun. - Sep.							(19)		
								Oct. - Dec.					(17)
					Aug. - Oct.							(18)	
					Aug. - Oct.							(14) (18)	
							Oct. - Nov.						(17)

Flower Calendar

	Jan.	Feb.	Mar.	Apr.	May	Jun.	Jul.	Aug.	Sep.	Oct.	Nov.	Dec.	Map	
					late-Mar. till mid-Apr.								(1)	
						late-Apr. till mid-May							(1)	
							Green leaves: mid-Jul. till mid-Sep. Colored leaves: early-Oct. till mid-Oct.						(1)	
						mid-Apr. till late-Apr.							(1) (9)	
			early- Feb. till late-Mar.									(2)		
						early- Apr. till mid-Apr.							(6) (10) (11)	
						mid-Apr. till mid-May							(2) (5)	
	late-May till early-Jun.						late-Oct. till early-Nov.						(1) (3)	
							late-May till mid-Jun.							(4)
								mid-Jun. till early-Jul.						(7) (8)



Access Information



IBARAKI

① Hitachi Seaside Park
605-4 Onuma, Mawatari. Hitachinaka
TEL.029-265-9001

② Kairakuen Garden
1-3-3 Tokiwa-cho, Mito
TEL.029-244-5454

③ Ibaraki Flower Park
200 Shimoaooyagi, Ishioka
TEL.0299-42-4111

④ Suigo Itako Iris Garden
1-5 Ayama, Itako
TEL.0299-63-1111(Tourism Division, City Hall)

⑤ Kasama Tsutsuji Park
616-7 Kasama, Kasama
TEL.0296-77-1101(Tourism Division, City Hall)

⑥ Shizumine Furusato Park
1720-1 Shizu, Naka
TEL.029-298-1111(Tourism Division, City Hall)

⑦ Howaen
13-19 Matsumoto-cho, Mito
TEL.029-232-9189 (Tourism Division, City Hall)

⑧ Amabikikannon (Rakuho-ji temple)
1 Motoki, Sakuragawa
TEL.0296-58-5009

⑨ Wada Park
5020-1 Ukishima, Inashiki
TEL.029-892-2000(Tourism Division, City Hall)

⑩ Hitachi Kamine Park
5-2-22 Miyata-cho, Hitachi
TEL.0294-22-4737(Hitachi Park Association)

⑪ Lake Senba
3080 Senba, Mito
TEL.029-232-9214(Park & Greenery Division, City Hall)

⑫ Honda Ringo Farm
156 Uwaoka, Daigo, Kuji-gun
TEL.0295-72-5365

⑬ Kuroda Ringo Farm
4445 Konamase, Daigo, Kuji-gun
TEL.0295-76-0327

⑭ Honda Kyoho Farm
1051 Mashii-cho, Hitachiota
TEL.0294-72-1520

⑮ Oarai Berry Fields
2054 Kamiyama-cho, Oarai, Higashiibaraki-gun
TEL.090-9135-0391

⑯ Harada Ichigo Farm
2932 Kobuki-cho, Mito
TEL.029-241-5356

⑰ Sanpoen
1972 Obata, Ishioka
TEL.0299-42-3935

⑱ Kayaba Tourist Farm
325 Ichikawa, Kasumigaura
TEL.0299-23-1795

⑲ Tsukuba Blueberry YU Farm
476 Hakke, Tsukuba
TEL.080-5099-0099

⑳ Shimotsuma Farm (Strawberry)
932 Touzaki, Shimotsuma
TEL.0296-43-9215

㉑ Minami Fruit & Gardening
365 Kamigama, Hokota
TEL.0291-37-1049

㉒ Fukasaku Farm
361, Dainigorisawa, Hokota
TEL.0291-39-8560

«Inquiry»
InternationalTourism Division, Ibaraki Prefectural Government
978-6 Kasahara-cho, Mito T 310-8555
Phone: +81-29-301-3616 E-Mail: kokusaikanko@pref.ibaraki.lg.jp