

1 平成17年東京都中央卸売市場取扱実績

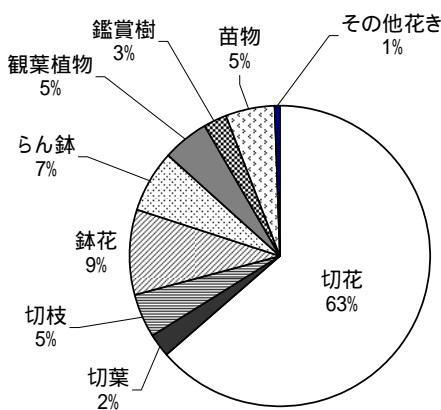
1- 東京都中央卸売市場 部類別販売実績(総数)

		年計	1月	2月	3月	4月	5月	6月	7月	8月	9月	10月	11月	12月
総数	金額(千円)	94,244,949	5,785,945	6,194,394	10,225,151	8,474,681	8,919,291	6,115,178	6,770,840	6,435,780	8,222,099	7,162,820	8,593,956	11,344,813
	前年対比	98%	98%	91%	96%	101%	103%	87%	106%	101%	97%	93%	103%	102%
切花	数量(千本)	1,010,037	66,735	71,604	116,737	83,269	85,526	75,041	83,351	94,237	101,698	73,685	68,150	90,004
	前年対比	99%	95%	91%	96%	95%	100%	100%	99%	113%	100%	108%	98%	92%
切花	金額(千円)	60,183,436	4,045,784	4,162,594	7,239,184	4,743,705	4,832,232	3,551,413	4,688,778	4,974,399	5,929,938	4,552,771	4,970,464	6,492,176
	前年対比	99%	101%	94%	96%	99%	104%	83%	108%	103%	99%	89%	103%	105%
切花	価格(円/本)	60	61	58	62	57	57	47	56	53	58	62	73	72
	前年対比	100%	106%	103%	100%	104%	104%	83%	109%	91%	99%	82%	105%	113%
切葉	数量(千枚)	84,055	5,024	5,442	7,400	8,223	9,163	7,296	7,214	6,510	7,875	6,705	6,737	6,467
	前年対比	101%	104%	104%	93%	98%	101%	103%	103%	108%	103%	97%	101%	99%
切葉	金額(千円)	2,432,994	139,799	157,487	234,206	246,474	258,735	188,261	206,774	186,039	220,055	195,534	209,591	190,038
	前年対比	103%	103%	100%	93%	98%	108%	99%	107%	115%	104%	93%	110%	109%
切葉	価格(円/枚)	29	28	29	32	30	28	26	29	29	28	29	31	29
	前年対比	105%	96%	102%	104%	113%	98%	109%	104%	124%	104%	87%	128%	99%
切枝	数量(千束)	30,391	1,410	2,297	1,879	1,368	1,171	1,325	1,530	1,364	1,856	2,141	2,386	11,665
	前年対比	98%	98%	99%	90%	109%	104%	98%	100%	107%	103%	101%	98%	96%
切枝	金額(千円)	4,588,278	266,222	423,677	369,815	267,748	242,404	230,128	238,479	224,804	331,949	373,928	394,422	1,224,702
	前年対比	98%	101%	99%	91%	103%	103%	104%	107%	106%	102%	97%	95%	96%
切枝	価格(円/束)	151	189	184	197	196	207	174	156	165	179	175	165	105
	前年対比	100%	103%	100%	101%	94%	98%	106%	107%	99%	99%	95%	98%	100%
鉢花	数量(千鉢)	29,544	2,083	2,208	3,098	3,237	3,373	2,146	1,480	1,004	2,042	2,313	3,174	3,387
	前年対比	96%	85%	82%	107%	102%	93%	90%	96%	94%	90%	103%	103%	98%
鉢花	金額(千円)	8,256,414	440,701	471,915	679,957	905,086	1,114,367	529,755	356,106	229,381	470,169	553,667	1,087,006	1,418,303
	前年対比	94%	82%	73%	96%	110%	92%	96%	100%	90%	82%	99%	99%	99%
鉢花	価格(円/鉢)	279	212	214	220	280	330	247	241	229	230	239	342	419
	前年対比	99%	97%	90%	90%	108%	100%	107%	105%	96%	91%	96%	96%	100%
らん鉢	数量(千鉢)	2,478	199	234	285	249	236	173	133	88	147	148	210	376
	前年対比	99%	92%	102%	111%	106%	103%	105%	95%	82%	93%	112%	94%	90%
らん鉢	金額(千円)	6,333,707	418,199	400,443	595,190	570,996	529,174	402,627	439,796	286,059	470,889	481,224	660,165	1,078,946
	前年対比	100%	96%	91%	106%	102%	96%	98%	98%	95%	103%	103%	105%	99%
らん鉢	価格(円/鉢)	2,556	2,103	1,710	2,085	2,292	2,246	2,332	3,318	3,238	3,193	3,252	3,142	2,870
	前年対比	101%	104%	89%	96%	97%	94%	93%	102%	116%	110%	92%	111%	111%
観葉植物	数量(千鉢)	12,488	574	629	1,092	1,626	1,584	1,443	1,291	846	1,074	954	876	500
	前年対比	89%	78%	71%	92%	98%	96%	87%	91%	81%	84%	96%	95%	81%
観葉植物	金額(千円)	4,541,513	222,849	247,358	437,198	603,489	563,675	510,558	474,435	304,179	347,521	321,605	309,845	198,804
	前年対比	95%	80%	80%	98%	103%	106%	91%	97%	87%	88%	102%	102%	98%
観葉植物	価格(円/鉢)	364	388	393	400	371	356	354	368	360	324	337	354	398
	前年対比	107%	103%	112%	107%	105%	110%	105%	107%	107%	105%	106%	107%	121%
鑑賞樹	数量(千鉢)	5,708	205	338	610	953	1,030	518	260	163	398	420	447	366
	前年対比	98%	87%	89%	109%	100%	103%	96%	92%	89%	99%	102%	96%	90%
鑑賞樹	金額(千円)	2,412,037	74,693	103,518	202,972	432,820	606,364	212,765	104,292	53,462	127,921	142,573	181,138	169,520
	前年対比	98%	91%	79%	97%	107%	112%	70%	113%	85%	90%	106%	105%	91%
鑑賞樹	価格(円/鉢)	423	364	306	333	454	589	411	401	328	322	339	405	464
	前年対比	100%	105%	89%	90%	107%	108%	73%	123%	95%	90%	104%	109%	102%
苗木	数量(千箱)	3,747	124	153	326	499	521	379	206	134	199	363	514	329
	前年対比	98%	79%	74%	96%	100%	109%	93%	96%	99%	90%	110%	103%	102%
苗木	金額(千円)	4,927,259	163,275	203,834	427,066	661,634	720,267	452,781	219,420	145,133	289,014	510,832	733,200	400,802
	前年対比	98%	84%	67%	86%	95%	113%	97%	120%	94%	84%	113%	110%	93%
苗木	価格(円/箱)	1,315	1,312	1,336	1,308	1,325	1,383	1,195	1,067	1,087	1,450	1,408	1,426	1,219
	前年対比	99%	106%	90%	89%	94%	104%	104%	126%	96%	93%	102%	106%	91%
その他花き	数量(千箱)	832	16	25	37	101	64	35	107	93	45	47	108	154
	前年対比	106%	91%	84%	96%	162%	110%	69%	115%	118%	82%	84%	84%	133%
その他花き	金額(千円)	569,311	14,424	23,568	39,563	42,729	52,075	36,890	42,760	32,324	34,643	30,687	48,125	171,523
	前年対比	104%	100%	103%	147%	114%	148%	101%	87%	97%	92%	71%	95%	107%
その他花き	価格(円/箱)	684	917	950	1,058	423	809	1,064	399	348	768	651	445	1,115
	前年対比	98%	109%	123%	154%	70%	134%	147%	76%	82%	112%	85%	113%	81%

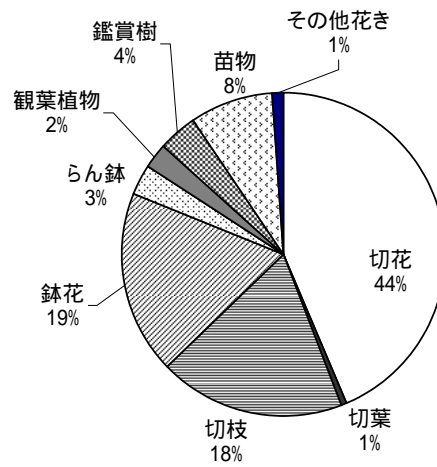
1- 東京都中央卸売市場 部類別販売実績(茨城県産)

		年計	1月	2月	3月	4月	5月	6月	7月	8月	9月	10月	11月	12月
総数	金額(千円)	4,545,531	197,240	210,651	308,804	354,464	507,599	306,582	393,656	300,447	367,028	304,156	374,392	920,512
	前年対比	96%	92%	82%	86%	98%	92%	85%	121%	104%	90%	88%	106%	99%
切花	数量(千本)	42,762	1,697	1,438	2,032	1,935	2,894	4,374	6,764	6,708	6,585	4,056	2,162	2,115
	前年対比	99%	99%	88%	88%	92%	88%	98%	115%	117%	91%	101%	91%	85%
	金額(千円)	2,008,446	106,341	91,955	146,319	112,359	172,113	174,509	290,989	227,050	245,269	145,324	135,605	160,613
	前年対比	97%	101%	94%	88%	90%	90%	81%	136%	107%	88%	74%	101%	110%
切葉	数量(千枚)	830	10	7	9	72	307	135	121	52	59	29	12	16
	前年対比	111%	135%	183%	212%	81%	131%	115%	106%	113%	85%	78%	100%	120%
	金額(千円)	28,945	230	164	244	2,669	10,076	4,229	4,063	1,895	2,056	1,323	810	1,186
	前年対比	112%	161%	128%	200%	71%	159%	94%	102%	136%	92%	71%	169%	120%
切枝	数量(千束)	9,056	207	250	179	85	60	99	195	152	177	255	368	7,029
	前年対比	98%	127%	106%	78%	109%	93%	82%	97%	95%	98%	110%	126%	96%
	金額(千円)	834,971	24,608	35,442	27,153	18,237	16,669	16,904	28,320	25,156	29,318	30,399	31,004	551,761
	前年対比	96%	102%	108%	89%	104%	105%	87%	99%	97%	94%	90%	105%	94%
鉢花	数量(千鉢)	2,750	150	157	244	287	379	171	131	89	174	215	437	317
	前年対比	99%	78%	75%	111%	103%	93%	89%	79%	94%	112%	109%	128%	100%
	金額(千円)	842,319	35,213	45,317	61,201	97,197	151,844	41,722	30,468	17,867	37,746	54,115	124,015	145,614
	前年対比	95%	77%	72%	90%	114%	84%	98%	87%	95%	93%	118%	105%	105%
らん鉢	数量(千鉢)	44	4	4	8	5	3	3	2	3	4	3	3	3
	前年対比	95%	71%	55%	118%	115%	69%	83%	78%	143%	153%	155%	115%	83%
	金額(千円)	112,155	9,444	6,570	15,742	12,955	9,613	6,452	5,664	4,809	9,133	12,688	10,553	8,532
	前年対比	82%	74%	42%	84%	78%	66%	66%	63%	109%	117%	151%	124%	75%
観葉植物	数量(千鉢)	498	23	28	48	68	65	49	46	35	49	42	34	10
	前年対比	72%	69%	68%	80%	77%	83%	64%	64%	59%	72%	84%	90%	44%
	金額(千円)	86,626	2,414	4,334	7,555	11,824	13,983	9,898	8,069	6,598	7,958	6,777	5,052	2,163
	前年対比	75%	51%	73%	90%	79%	82%	60%	68%	70%	75%	96%	90%	76%
鑑賞樹	数量(千鉢)	401	8	16	32	66	94	37	29	21	31	39	20	6
	前年対比	109%	105%	91%	101%	135%	119%	108%	82%	88%	91%	142%	110%	74%
	金額(千円)	206,600	2,320	5,145	12,577	40,631	68,573	21,382	10,306	6,362	8,761	19,105	9,138	2,302
	前年対比	112%	105%	91%	101%	141%	103%	135%	110%	93%	93%	126%	108%	55%
苗木	数量(千箱)	308	13	16	30	43	42	27	15	9	16	26	43	28
	前年対比	90%	79%	61%	78%	93%	100%	78%	78%	97%	93%	100%	106%	117%
	金額(千円)	359,540	15,772	18,722	33,240	52,735	51,823	29,785	14,608	10,063	19,412	30,647	52,350	30,386
	前年対比	90%	88%	57%	67%	89%	101%	81%	111%	104%	86%	99%	113%	108%
その他花き	数量(千箱)	111	2	9	4	14	11	3	5	2	13	6	5	36
	前年対比	155%	591%	158%	78%	105%	184%	103%	85%	84%	174%	215%	123%	247%
	金額(千円)	65,930	899	3,003	4,774	5,856	12,905	1,701	1,170	648	7,375	3,778	5,866	17,955
	前年対比	118%	100%	96%	112%	63%	166%	480%	89%	113%	150%	69%	271%	113%
その他花き	金額(千円)	595	399	346	1,067	413	1,201	512	228	311	586	647	1,087	497
	前年対比	76%	17%	61%	143%	60%	90%	465%	105%	135%	86%	32%	221%	46%

1 - 東京都中央卸売市場 部類別取扱金額シェア

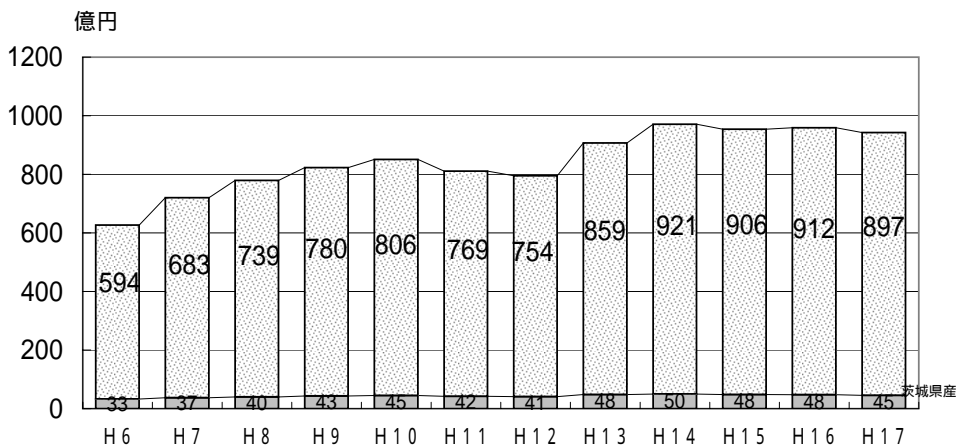


都中央卸売市場全体



茨城県産

2 東京都中央卸売市場 取扱金額推移



都中央卸売市場花き部の整備状況

- 88/4/25 北足立市場花き部開場
- 89/9/5 大田市場花き部開場
- 93/2/24 板橋市場花き部開場
- 95/4/14 葛西市場花き部開場
- 03/4/13 世田谷市場花き部開場